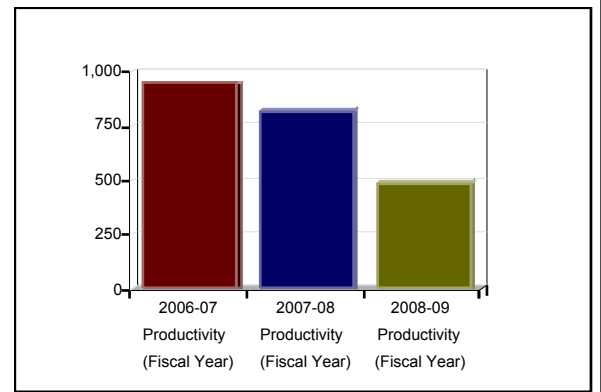
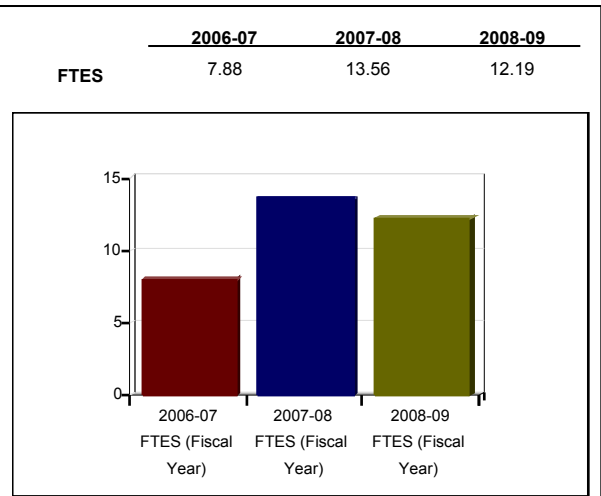


Dimension	Actual		
	2006-07	2007-08	2008-09
Enrollment/Grades (Fiscal Year)	58	94	86
WSCH (Fiscal Year)	354	610	549
Productivity (Fiscal Year)	945	813	488
Retention % (Fiscal Year)	86%	91%	85%
Success % (Fiscal Year)	69%	68%	66%
Classroom Teaching FTEF (Academic Yr)			
Full-time FTEF	0.13	0.25	0.25
PT/Overload FTEF			0.13
Total FTEF	0.13	0.25	0.38
Percent Full-time	100%	100%	67%
Reassigned FTEF	0.00	0.00	0.00
Number of Sections (Fiscal Yr)			
	6	8	9
% Non-Vocational	100%	100%	100%
% Transferable	100%	100%	100%
% Degree Applicable	100%	100%	100%
% Non-Basic Skills	100%	100%	100%



Success Rates, Fiscal Year 2008-09

Definitions

Dimension	Distribution		Success	Non-success	Withdraw	Percent Success	Percent Non-success	Percent Withdraw
	Count	Col %						
Ethnicity								
Asian	14	16	10	2	2	71	14	14
Black	5	6	2	1	2	40	20	40
Filipino	1	1	0	0	1	0	0	100
Hispanic	8	9	4	3	1	50	38	13
Multiple Ethnicity	3	3	3	0	0	100	0	0
Pac Islander	1	1	0	1	0	0	100	0
White	34	40	24	6	4	71	18	12
Other	2	2	2	0	0	100	0	0
Unrecorded	18	21	12	3	3	67	17	17
Total	86	100	57	16	13	66	19	15
Gender								
Female	54	63	35	8	11	65	15	20
Male	32	37	22	8	2	69	25	6
Total	86	100	57	16	13	66	19	15
Age								
19 or less	17	20	9	6	2	53	35	12
20 - 24	24	28	17	5	2	71	21	8
25 - 29	11	13	5	1	5	45	9	45
30 - 34	6	7	4	1	1	67	17	17
35 - 39	3	3	2	1	0	67	33	0
40 - 49	8	9	4	2	2	50	25	25
50 +	17	20	16	0	1	94	0	6
Total	86	100	57	16	13	66	19	15

Enrollment/Grades:
Sum of end-of-term grade count including Ws.

WSCH:
Sum of quarterly End-of-Term Weekly Student Contact Hours.

FTEF:
Full Time Equivalent Student

Retention %:
Number of students receiving a successful or non-successful grade / total number of students receiving a grade.

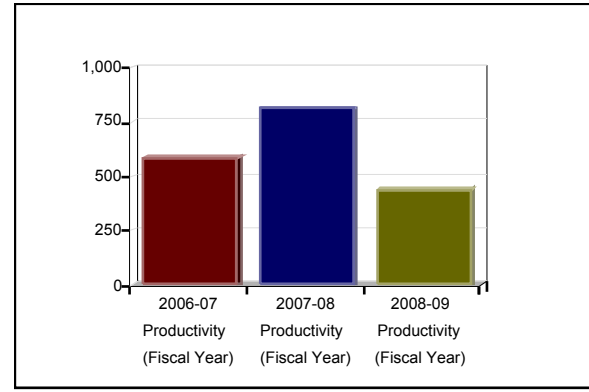
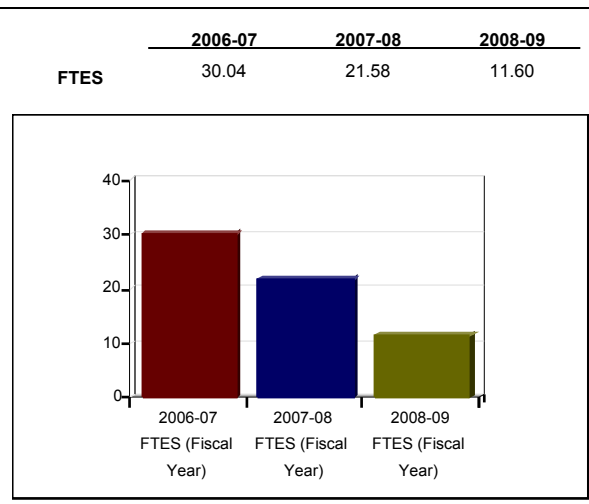
Success %:
Number of students receiving an A,B,C or CR grade / total number of students receiving a grade.

FTEF:
Sum of teaching load factors for Fall, Winter, and Spring quarters by assignment type, excluding reassignments.

Productivity:
Four-term total WSCH / four-term total FTEF, excluding reassignments.

Reassigned FTEF:
Sum of load in 994, 995, 998, and 999 courses.

Dimension	Actual		
	2006-07	2007-08	2008-09
Enrollment/Grades (Fiscal Year)	287	237	121
WSCH (Fiscal Year)	1,352	971	522
Productivity (Fiscal Year)	582	809	435
Retention % (Fiscal Year)	93%	97%	98%
Success % (Fiscal Year)	91%	97%	96%
Classroom Teaching FTEF (Academic Yr)			
Full-time FTEF	0.38	0.13	0.13
PT/Overload FTEF	0.38	0.25	0.25
Total FTEF	0.75	0.38	0.38
Percent Full-time	50%	33%	33%
Reassigned FTEF	0.00	0.00	0.00
Number of Sections (Fiscal Yr)			
% Non-Vocational	100%	100%	100%
% Transferable	92%	89%	71%
% Degree Applicable	100%	100%	86%
% Non-Basic Skills	100%	100%	100%



Success Rates, Fiscal Year 2008-09

Definitions

Dimension	Distribution		Success	Non-success	Withdraw	Percent Success	Percent Non-success	Percent Withdraw
	Count	Col %						
Ethnicity								
Asian	6	5	5	0	1	83	0	17
Black	1	1	1	0	0	100	0	0
Filipino	3	2	3	0	0	100	0	0
Hispanic	1	1	0	1	0	0	100	0
Multiple Ethnicity	2	2	2	0	0	100	0	0
White	83	69	81	1	1	98	1	1
Other	3	2	3	0	0	100	0	0
Unrecorded	22	18	21	0	1	95	0	5
Total	121	100	116	2	3	96	2	2
Gender								
Female	84	69	79	2	3	94	2	4
Male	37	31	37	0	0	100	0	0
Total	121	100	116	2	3	96	2	2
Age								
19 or less	17	14	17	0	0	100	0	0
20 - 24	13	11	12	1	0	92	8	0
25 - 29	13	11	11	1	1	85	8	8
30 - 34	4	3	4	0	0	100	0	0
35 - 39	2	2	2	0	0	100	0	0
40 - 49	14	12	13	0	1	93	0	7
50 +	58	48	57	0	1	98	0	2
Unrecorded	0	0	0	0	0	0	0	0
Total	121	100	116	2	3	96	2	2

Enrollment/Grades:
Sum of end-of-term grade count including Ws.

WSCH:
Sum of quarterly End-of-Term Weekly Student Contact Hours.

FTEF:
Full Time Equivalent Student

Retention %:
Number of students receiving a successful or non-successful grade / total number of students receiving a grade.

Success %:
Number of students receiving an A,B,C or CR grade / total number of students receiving a grade.

FTEF:
Sum of teaching load factors for Fall, Winter, and Spring quarters by assignment type, excluding reassignments.

Productivity:
Four-term total WSCH / four-term total FTEF, excluding reassignments.

Reassigned FTEF:
Sum of load in 994, 995, 998, and 999 courses.